



National Marine Manufacturers Association

nmma.org

# ECONOMIC SIGNIFICANCE OF RECREATIONAL BOATING IN VIRGINIA

## CONGRESSIONAL DISTRICT 6

|  |                       |
|--|-----------------------|
| Number of Recreational Boats*                | <b>17,581</b>         |
| Recreational Boating Industry Businesses     | <b>19</b>             |
| Total Jobs                                   | <b>1,267</b>          |
| Annual Recreational Boating-Related Spending | <b>\$68.2</b> MILLION |

### TOTAL ANNUAL ECONOMIC IMPACT OF RECREATIONAL BOATING:



# \$160.3

 MILLION

### RECREATIONAL BOATS IN VA-6

TOTAL BOATS\* **17,581**

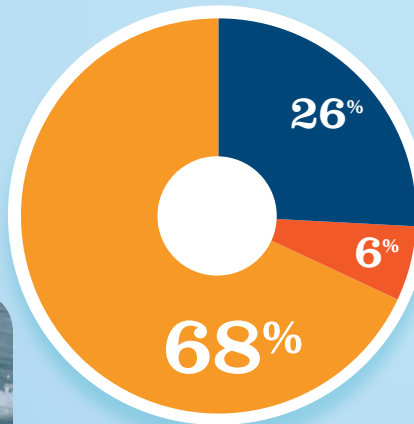
|                            |               |
|----------------------------|---------------|
| <b>REGISTERED BOATS</b>    | <b>17,581</b> |
| Power boats                | 14,704        |
| PWCs                       | 2,467         |
| Sailboats                  | 399           |
| Other Boats                | 11            |
| <b>HOUSEHOLDS PER BOAT</b> | <b>16.5</b>   |



\* Total boats are registered boats as reported by states to the USCG.

### RECREATIONAL BOATING CREATES JOBS IN VA-6

|                            |            |
|----------------------------|------------|
| <b>TOTAL BOATING JOBS</b>  | <b>316</b> |
| Boat Building              | -          |
| Motor / Engine Mfgr.       | -          |
| Accessory / Supplies Mfgr. | 216        |
| Dealers / Wholesalers      | 17         |
| Boat Services              | 83         |

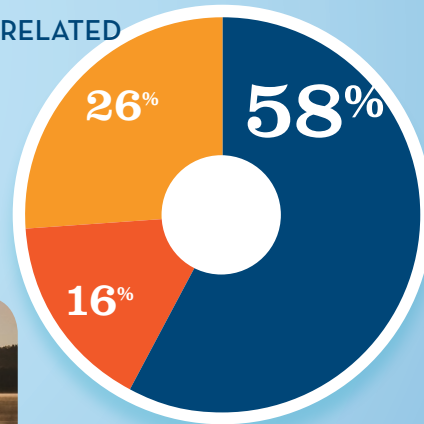


● BOAT BUILDING †  
● MOTOR/ENG. MFGR. †  
● ACC./SUPPLIES MFGR.  
● DLRS/WHOLESALERS  
● BOAT SERVICES  
 † 0%



### RECREATIONAL BOATING-RELATED BUSINESSES IN VA-6

|                            |           |
|----------------------------|-----------|
| <b>TOTAL BUSINESSES</b>    | <b>19</b> |
| Boat Building              | -         |
| Motor / Engine Mfgr.       | -         |
| Accessory / Supplies Mfgr. | 5         |
| Dealers / Wholesalers      | 3         |
| Boat Services              | 11        |

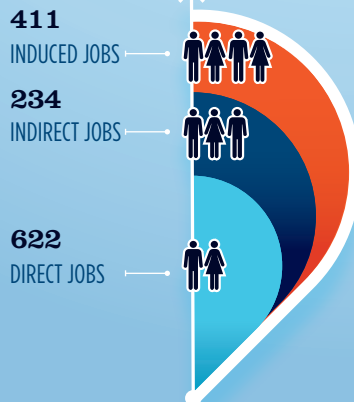


● BOAT BUILDING †  
● MOTOR/ENG. MFGR. †  
● ACC./SUPPLIES MFGR.  
● DLRS/WHOLESALERS  
● BOAT SERVICES  
 † 0%



### ESTIMATED JOBS IMPACT OF RECREATIONAL BOATING-RELATED SPENDING IN VA-6

|                                |                        |
|--------------------------------|------------------------|
| <b>EST. TOTAL JOBS</b>         | <b>1,267</b>           |
| <b>EST. TOTAL LABOR INCOME</b> | <b>\$52.2</b> MILLIONS |
| Est. Direct Income             | \$21.1                 |
| Est. Indirect Income           | \$13.1                 |
| Est. Induced Income            | \$18.0                 |



### RECREATIONAL BOATING INDUSTRY SALES IN VA-6

|  |               |                |
|--|---------------|----------------|
| Boat Building                            | \$0.0         | \$0.0 MILLION  |
| Motor / Engine Mfgr.                     | \$0.0         | \$0.0 MILLION  |
| Accessory / Supplies Mfgr.               | \$31.5        | \$31.5 MILLION |
| <b>TOTAL MFGR. SALES</b>                 | <b>\$31.5</b> |                |
| Dealers / Wholesalers                    | \$8.0         | \$8.0 MILLION  |
| Boat Services                            | \$18.5        | \$18.5 MILLION |
| <b>TOTAL RETAIL &amp; SERVICES SALES</b> | <b>\$26.5</b> |                |

● BOAT BUILDING  
● MOTOR/ENG. MFGR.  
● ACC./SUPPLIES MFGR.  
● DLRS/WHOLESALERS  
● BOAT SERVICES